

For Windows 10 users

If your “Easy set up tool” is not corresponding to Windows10,
please set up by yourself.

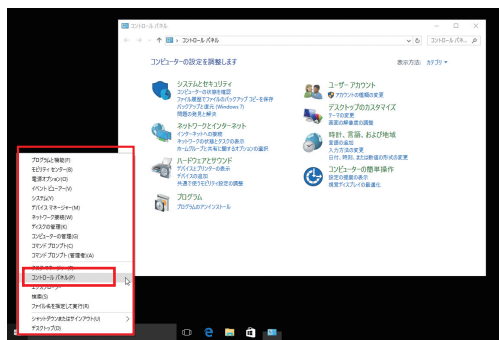
Please refer to the following to set up (researched by NTT West).

■ For users of Hikari phones (with Home Gateway)

After connecting your PC to Home Gateway, download the tool from the following URL and start it. (Access available before the internet connection)
<http://file-info.flets-west.jp/contents/fest-ad/>

■ If you can't download with the tool by the above way,

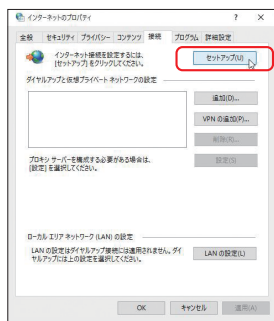
Connect your PC to the internet as follow.



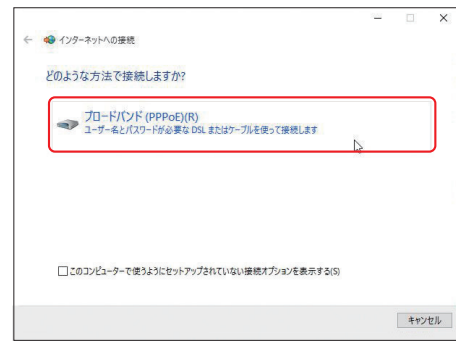
1) Click “control panel” from “start menu.”



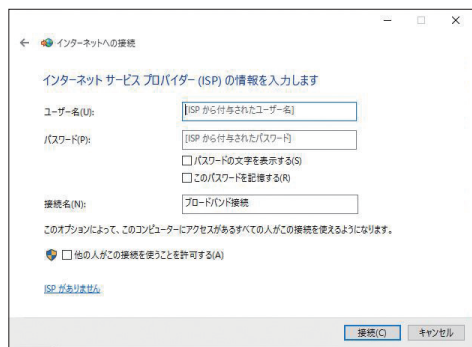
2) Click “internet option.”



3) Click “set up” of “connection” tab.



4) Click “broadband (PPPoE).”



5) Input your ISP information and finish.

※Setting up varies depending on your system requirements. If you can't set up as the above, please refer to your terminal and device's instructions.